





You will also like these activities from the **FALL POSITION WORDS PACK**



Get Fall Position Words Here!

Thanks

so much for purchasing! I hope you enjoy using this

resource with your students! – Karen Cox | karen@prekinders.com



Copyright Info

Copyright © 2025 Karen Cox | PreKinders.com

All rights reserved by author.

Permission to copy for classroom use only.

This product is to be used by ONE teacher only.

Copying for more than one teacher, school, or school system is prohibited. (You can purchase additional licenses at a discount.)

This product may not be shared or re-sold in any form.

Uploading this product to school district websites, Facebook Groups, any online or electronic sharing services, or any website or app is illegal. Do not use on Outschoo.

No derivative works. If you change anything in this packet, you may not sell or upload the derivative work as your own.

Placing any part of this file online in any form is a violation of the Digital Millenium Copyright Act (DMCA).

The unauthorized reproduction or distribution of a copyrighted work is illegal.

Contact Info


Karen Cox

Email: karen@prekinders.com

Website: www.prekinders.com

Feel free to contact me if you have any questions.

Graphics Credits



Fonts by Kimberly Geswein & Kaitlynn Albani

Printing Help

Find Printing Tutorials here: <http://www.prekinders.com/printing-help/>

Most issues can be resolved by updating Adobe Acrobat Reader on your computer.

Directions

Position Word Pom Pom Mats



Copyright © PreKinders.com

1. Put a pinecone on the tree stump.
2. Put a pinecone in the bear's cave.
3. Put a pinecone beside the raccoon.
4. Put a pinecone between the tree and the berry bush.
5. Put a pinecone above the mushrooms.
6. Put a pinecone in front of the mushrooms.
7. Put a pinecone under the tree stump.
8. Put a pinecone near the bird.

Directions

Position Word Pom Pom Mats

There are 3 pom pom mats included in the set so that you can practice position words throughout the season.

Choose a mat and print one for each child in your small group (there are color and black and white options). Laminate or slip into a clear page protector.

Children will need craft pom poms for this activity. You could use **brown** pom poms to represent the **pinecones**. You can either give each child one pom pom and have them move it around as they listen to the sentences, or give each child 8 pom poms and have them place each one on the mat as they listen.

Read the sentences to the group and have them place the pom pom in the corresponding location on the mat.

Example, "Put a pinecone on the tree stump".

Optional: You can have children pick up the pom poms with tweezers for fine motor skills. Or, using the pincer grasp to pick up the pom pom with their fingers is also great for fine motor practice.

FALL POSITION WORDS POM POM MATS

Read each sentence to the children and have them place the pom poms on the mats.

| Mat 1: | Mat 2: | Mat 3: |
|--|--|---|
| <ol style="list-style-type: none">1. Put a pinecone on the tree stump.2. Put a pinecone in the bear's cave.3. Put a pinecone beside the raccoon.4. Put a pinecone between the tree and the berry bush.5. Put a pinecone above the mushrooms.6. Put a pinecone in front of the mushrooms.7. Put a pinecone under the tree stump.8. Put a pinecone near the bird. | <ol style="list-style-type: none">1. Put a pumpkin under the haystack.2. Put a pumpkin in the dirt.3. Put a pumpkin beside the mouse.4. Put a pumpkin in front of the haystack.5. Put a pumpkin on the sign.6. Put a pumpkin between two wheels.7. Put a pumpkin near the fence.8. Put a pumpkin above the wagon. | <ol style="list-style-type: none">1. Put a leaf in the leaf pile.2. Put a leaf under the bird.3. Put a leaf beside the dog.4. Put a leaf floating over the boy's head.5. Put a leaf between the mushrooms.6. Put a leaf above the tree.7. Put a leaf in front of the wheelbarrow.8. Put a leaf on the log. |



Fall Position Word Pom Pom Mat 1







Fall Position Word Pom Pom Mat 1

