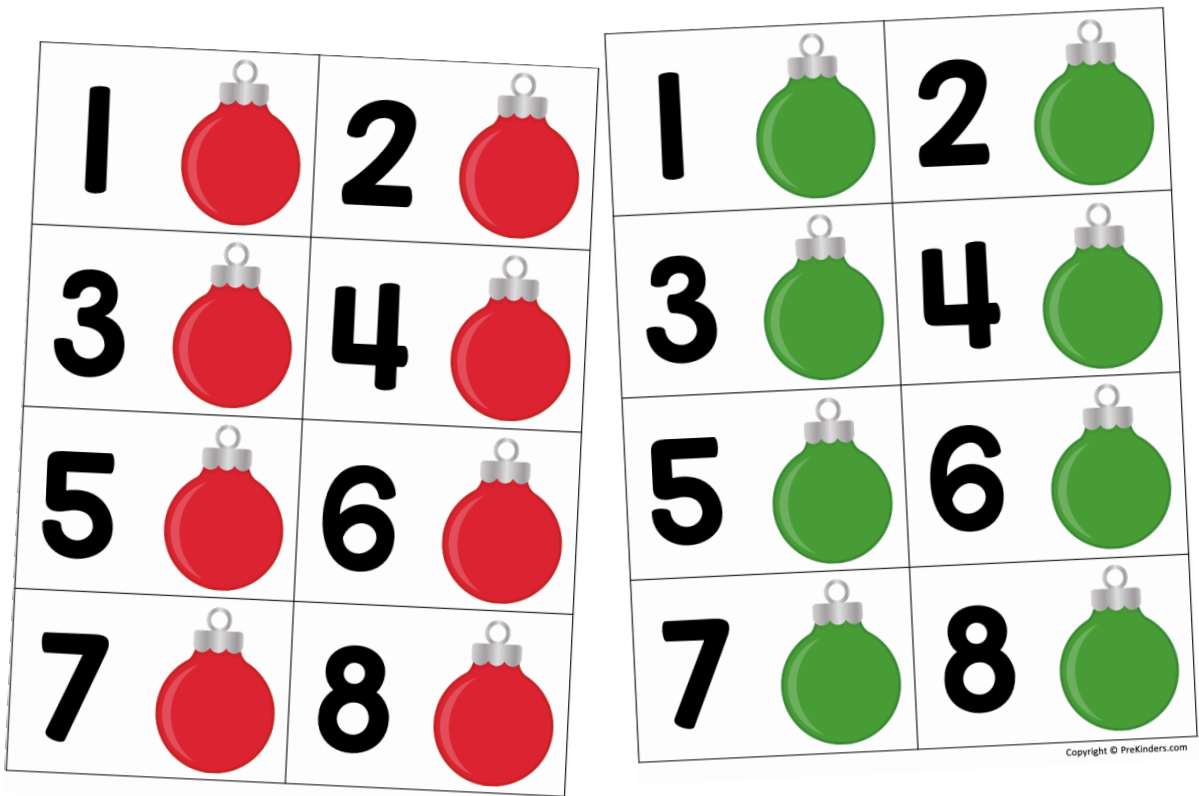


Christmas Tree Counting

I hope you enjoy this free resource from prekinders.com!

Get directions for this activity here:

<https://www.prekinders.com/christmas-math-activity-preschool-decorate-tree>



Visit the site!



Get freebies!

Please enjoy this FREE resource. By downloading this resource, you are agreeing to the terms listed below.



COPYRIGHT INFO

Copyright © 2022 Karen Cox | PreKinders.com
All rights reserved by author.
Permission to copy for classroom use.

You may NOT sell this document in any form.
Uploading this document to school district websites, Facebook Groups, any online or electronic sharing services, or any website or app is illegal. Do not use on Outschool.
No derivative works. If you change anything in this packet, you may not sell or upload the derivative work as your own.

Read full terms of use here: <http://prekinders.com/terms-of-use>

Placing any part of this file online in any form is a violation of the Digital Millennium Copyright Act (DMCA).

The unauthorized reproduction or distribution of a copyrighted work is illegal.

CONTACT INFO

Karen Cox
Email: karen@prekinders.com
Website: www.prekinders.com

Feel free to contact me if you have any questions.

GRAPHICS CREDITS



Fonts by Kimberly Geswein

PRINTING HELP

Find Printing Tutorials here: <http://www.prekinders.com/printing-help/>

Most issues can be resolved by updating Adobe Acrobat Reader on your computer.
When you only want to print one page, go to that page, put your cursor on that page, click CTRL-P, and select "current page". If you want to print just certain pages, but not others, click CTRL-P and type in the page numbers you want.

1



2



3



4



5



6



7



8



1



2



3



4



5



6



7



8



1



2



3



4



5



6



7



8



1



2



3



4



5



6



7



8



1



2



3



4



5



6



7



8



1



2



3



4



5



6



7



8



1



2



3



4



5



6




7




8




1




2




3




4




5



6



7



8

