

## **Directions:**

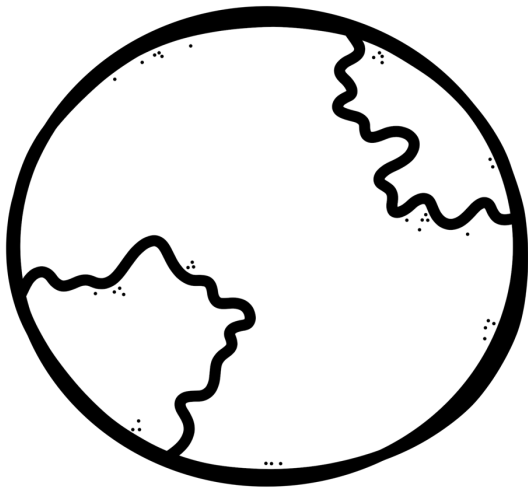
**Most of the print and fold mini books are only one sheet of paper and you simply fold them.**

**For the Creation story book, it prints on 2 sheets of paper, so that each of the 7 days has it's own page.**

**Print both sheets, fold the same way you fold the other mini books (two folds).**

**Then, put the two folded pieces together and staple. You end up with a mini book that has 7 pages plus a cover!**


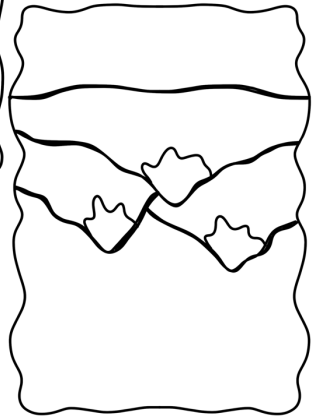

**When you staple the book, make sure the "third day" and "fourth day" are back to back.**




Creation

plants.

On the third day, God  
created land and

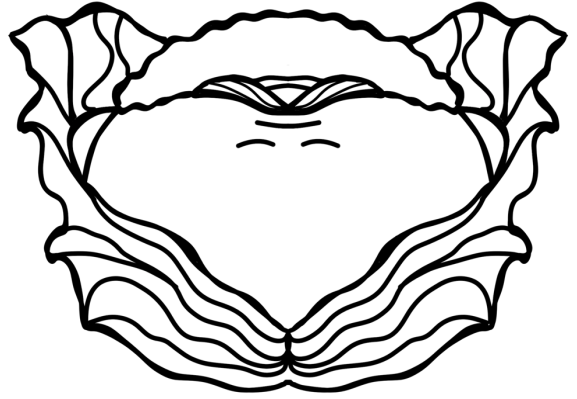


On the first day,  
God created  
darkness and light.


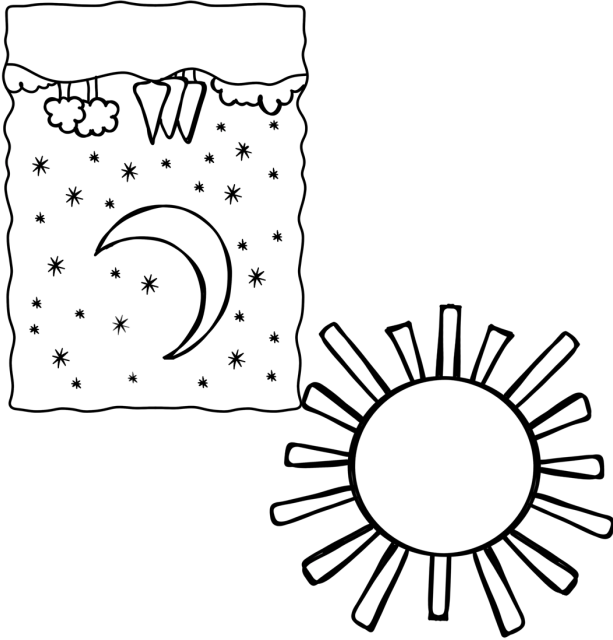


On the second day,  
God created the sky  
and water.



On the seventh day,  
God rested.



On the fourth day,  
God created the sun,  
moon, and stars.



On the sixth day, God  
created animals and  
people.



On the fifth day,  
God created birds  
and fish.