

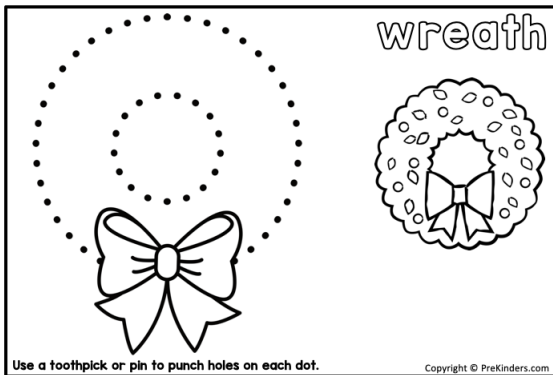



# Blog Title

Get directions for this printable here:

<https://www.prekinders.com/winter-fine-motor>



Please enjoy this FREE resource. By downloading this resource, you are agreeing to the terms listed below.



## COPYRIGHT INFO

Copyright © 2019 Karen Cox | PreKinders.com  
All rights reserved by author.  
Permission to copy for classroom use.

You may NOT sell this document in any form.

Uploading this document to school district websites, Facebook Groups, any online or electronic sharing services, or any website or app is illegal.

No derivative works. If you change anything in this packet, you may not sell or upload the derivative work as your own.

Read full terms of use here: <http://prekinders.com/terms-of-use>

Placing any part of this file online in any form is a violation of the Digital Millennium Copyright Act (DMCA).

**The unauthorized reproduction or distribution of a copyrighted work is illegal.**

## CONTACT INFO

Karen Cox

Email: [karen@prekinders.com](mailto:karen@prekinders.com)

Website: [www.prekinders.com](http://www.prekinders.com)

Feel free to contact me if you have any questions.

## GRAPHICS CREDITS



Fonts by Kimberly Geswein



## PRINTING HELP

Find Printing Tutorials here: <http://www.prekinders.com/printing-help/>

**Most issues can be resolved by updating Adobe Acrobat Reader on your computer.**



When you only want to print one page, go to that page, put your cursor on that page, click CTRL-P, and select "current page". If you want to print just certain pages, but not others, click CTRL-P and type in the page numbers you want.

# snowflake





- Place colored popsicle sticks on the mat to create the snowflake.

# snowman





• Place colored popsicle sticks on the mat to create the  
• snowman.

# mitten





• Place colored popsicle sticks on the mat to create the mitten.

polar bear



• Place colored popsicle sticks on the mat to create the polar  
• bear.



# wreath



Use a toothpick or pin to punch holes on each dot.

Copyright © PreKinders.com


# wreath



Use a toothpick or pin to punch holes on each dot.

Copyright © PreKinders.com

penguin



snowman

Make the penguin and snowman with play dough.