

This Rhyming Game comes from the Little Red Hen unit.

The unit has 70 pages of activities. There are 20+ activities covering Literacy, Math, Science, Dramatic Play, & Centers.

Get the unit here:

<https://www.teacherspayteachers.com/Product/Little-Red-Hen-Activities-Pre-K-Preschool-2630661>

Little Red Hen

Little Reader
Baking
Let's bake bread.

Rhyming Cards
FLOUR flour wheat

Dry Erase Questions & Answer Mat
What did Little Red Hen grow?
Who took care of the wheat?
Where did Little Red Hen take the wheat?
What did Little Red Hen bake?

Sequencing
Little Red Hen
1 2 3 4

PreKinders

BY KAREN COX

Please enjoy this FREE resource. By downloading this resource, you are agreeing to the terms listed below.



COPYRIGHT INFO

Copyright © 2018 Karen Cox | PreKinders.com
All rights reserved by author.
Permission to copy for classroom use only.

The product may not be distributed or displayed digitally for public view without written permission of the author.
This product cannot be uploaded to school district websites, Amazon Inspire, Facebook Groups (or any other website) or any online or electronic sharing services. No derivative works. If you change anything in this packet, you may not sell or upload the derivative work as your own.

Placing any part of this file online in any form is a violation of the Digital Millennium Copyright Act (DMCA).

The unauthorized reproduction or distribution of a copyrighted work is illegal.

Read full terms of use here: <http://prekinders.com/terms-of-use>

CONTACT INFO

Karen Cox

Email: karen@prekinders.com

Website: www.prekinders.com

Feel free to contact me if you have any questions.

GRAPHICS CREDITS



Fonts by Kimberly Geswein

PRINTING INSTRUCTIONS

Find Printing Tutorials here: <http://www.prekinders.com/printing-help/>

When you only want to print one page, go to that page, put your cursor on that page, click CTRL-P, and select "current page". If you want to print just certain pages, but not others, click CTRL-P and type in the page numbers you want. **If you have difficulties, try updating Adobe Acrobat Reader on your computer.**

Find the Rhyme Game

Literacy | Rhyming

Use this rhyming game as a small group activity or a one-on-one activity with teacher and student.

To prepare, print out the rhyming word mats in color or blackline and calling cards. Laminate for durability, and cut apart the cards.

You will only need one set of calling cards, but will need a rhyming mat for each child in the group.

Give each child in the group a mat and something to cover the pictures, such as cubes or plastic chips.

Read one of the calling cards to the children, and have them find the rhyming picture to cover. Continue until all rhyming pictures on the mat are covered. For example, "Find the picture that rhymes with tread?" The children should cover the bread.

Observational Assessment: If you need to assess while you observe the children, print out the calling cards sheet, but do not cut them out. Use the sheet to record the names of children in the blocks when they correctly find a rhyming word.

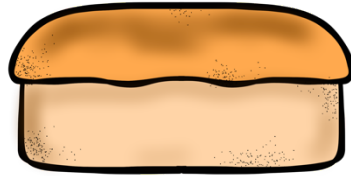
Materials:

- Printable
- Material to cover the pictures (Unifix cubes, wooden cubes, plastic chips, etc.)


Rhyming Cards



flour




bread




cat




wheat



duck



mill



pig

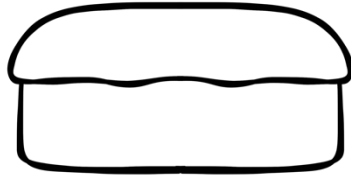


hen


Rhyming Cards



flour




bread




cat




wheat



duck



mill



pig



hen

Calling Cards

What
rhymes with
wig?

What
rhymes with
tread?

What
rhymes with
truck?

What
rhymes with
sheet?

What
rhymes with
power?

What
rhymes with
ten?

What
rhymes with
mat?

What
rhymes with
hill?