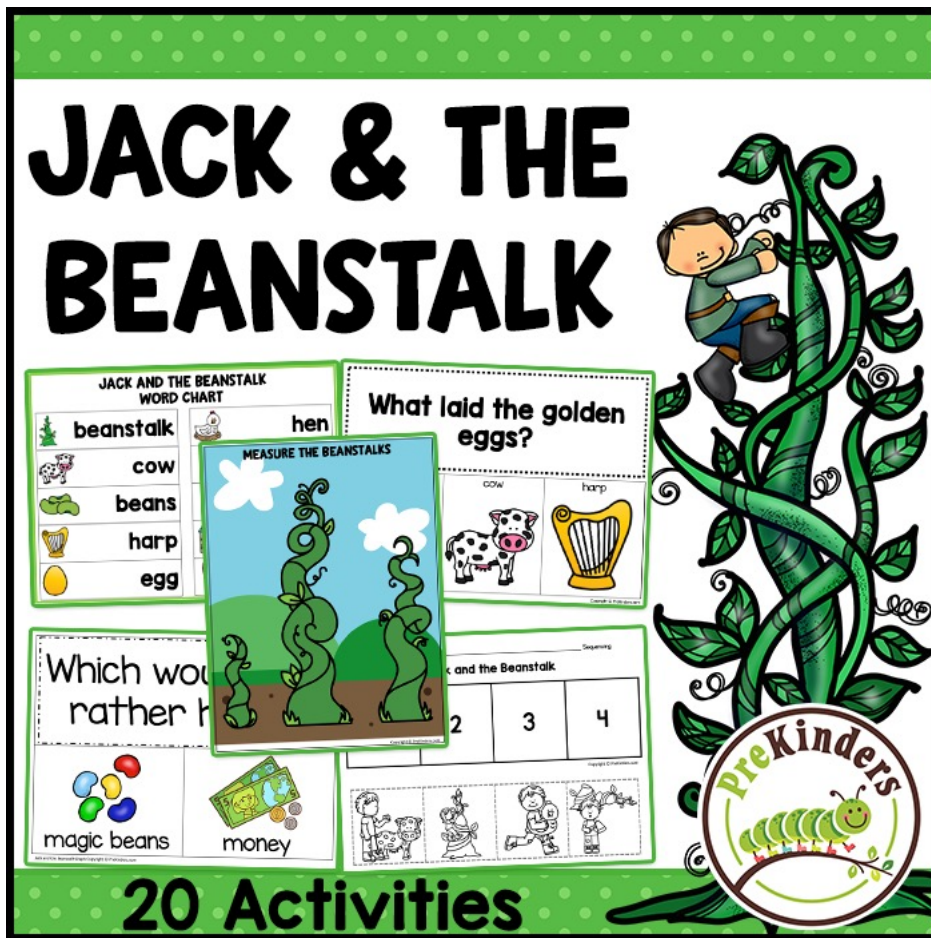


# Jack & the Beanstalk Syllables Game

Get the complete Jack & The Beanstalk packet here!



By PreKinders.com

# Enjoy!

I hope you enjoy using this free resource with your students!

– Karen Cox | [karen@prekinders.com](mailto:karen@prekinders.com)



## Copyright Info

Copyright © 2025 Karen Cox | PreKinders.com

All rights reserved by author.

Permission to copy for classroom use only.

This product is to be used by ONE teacher only.

Copying for more than one teacher, school, or school system is prohibited. (You can purchase additional licenses at a discount.)

This product may not be shared or re-sold in any form.

Uploading this product to school district websites, Facebook Groups, any online or electronic sharing services, or any website or app is illegal. Do not use on Outschool.

No derivative works. If you change anything in this packet, you may not sell or upload the derivative work as your own.

Placing any part of this file online in any form is a violation of the Digital Millennium Copyright Act (DMCA).

**The unauthorized reproduction or distribution of a copyrighted work is illegal.**

## Contact Info

Karen Cox

Email: [karen@prekinders.com](mailto:karen@prekinders.com)

Website: [www.prekinders.com](http://www.prekinders.com)

Feel free to contact me if you have any questions.

## Graphics Credits



Fonts by Kimberly Geswein & Kaitlynn Albani

## Printing Help

Find Printing Tutorials here: <http://www.prekinders.com/printing-help/>

Most issues can be resolved by updating Adobe Acrobat Reader on your computer.

# Jack & the Beanstalk



## Syllables

### Literacy: Syllables

Print out the syllable mats. Either laminate or slip into clear page protectors. I like to place these mats back-to-back in page protectors and the kids can flip them over to do both sides.


Have children say the word and clap the syllables. Count out the same amount of lima beans and place each bean in the circles on the mat. One syllable words would have one bean, two syllable words would have two beans, etc. You can also use Unifix cubes, flat marbles, or other manipulatives instead of the beans.

This activity works well for small group or centers.


















# Jack & the Beanstalk Syllables

As an alternative, you can use the blackline copies for kids to stamp the number of syllables with bingo dot markers. Be sure they've had lots of practice with hands-on manipulatives before using the markers.


















Answer key is included.









# JACK & THE BEANSTALK SYLLABLES

















# JACK & THE BEANSTALK SYLLABLES



# JACK & THE BEANSTALK SYLLABLES



# JACK & THE BEANSTALK SYLLABLES



## Syllable Answer Key

Word	Number of Syllables
beans	1
beanstalk	2
castle	2
cow	1
cottage*	2
ax	1
egg	1
giant	2
* Some children might say "house" instead of "cottage". You can review the pictures in advance, but "house" is still an acceptable answer.	