

Please enjoy this FREE resource. By downloading this resource, you are agreeing to the terms listed below.



Copyright Info

Copyright © 2024 Karen Cox | PreKinders.com
All rights reserved by author.
Permission to copy for classroom use.

You may NOT sell this document in any form.
Uploading this document to school district websites, Facebook Groups, any online or electronic sharing services, or any website or app is illegal.
No derivative works. If you change anything in this packet, you may not sell or upload the derivative work as your own.

Read full terms of use here: <http://prekinders.com/terms-of-use>

Placing any part of this file online in any form is a violation of the Digital Millennium Copyright Act (DMCA).

The unauthorized reproduction or distribution of a copyrighted work is illegal.

Contact Info

Karen Cox
Email: karen@prekinders.com
Website: www.prekinders.com

Feel free to contact me if you have any questions.

Graphics Credits



Fonts by Kimberly Geswein

Printing Help

Find Printing Tutorials here: <http://www.prekinders.com/printing-help/>

Most issues can be resolved by updating Adobe Acrobat Reader on your computer.
When you only want to print one page, go to that page, put your cursor on that page, click CTRL-P, and select "current page". If you want to print just certain pages, but not others, click CTRL-P and type in the page numbers you want.

DIRECTIONS

These true/false cards are great for a story response/comprehension activity. They can be used during your Large Group Literacy time after reading the story. They could also be used during Small Group.

In each set, the first 6 cards are true and the last 6 cards are false.

Print the true/false cards, cut along the line, and laminate if you choose. When I use these for Large Group, I often choose not to laminate because of the glare from the room's lighting.

How to Use These Cards:

Draw a line on your whiteboard, write "true" on one side and "false" on the other. (Like a T-chart.) For a visual, you could also draw a smiley face beside the word "true" and a sad face beside "false". You could either stick them directly onto the board, or just stack them into two groups on the whiteboard tray.

Shuffle the cards so the true and false cards are in random order. Take one card, show it to the class, and read it. Have the class decide which side the card should go on.

Or, use the cards the same way during Small Group. Place the cards into two piles as the group decides where they should go.

Optional: Print out the True/False Response Cards, give them to each child in the group. Have them hold up the correct card to show their answer.

TRUE



FALSE



TRUE



FALSE




Robbers attacked the man and beat him.




Good Samaritan Story | True or False | copyright © prekinders.com

A priest passed by the hurt man and didn't help.




Good Samaritan Story | True or False | copyright © prekinders.com

The Samaritan man stopped to help and bandaged his wounds.



Good Samaritan Story | True or False | copyright © prekinders.com

The Samaritan man took the hurt man to an inn and took care of him.




Good Samaritan Story | True or False | copyright © prekinders.com

The Samaritan man gave money to the innkeeper to take care of the hurt man.




Good Samaritan Story | True or False | copyright © prekinders.com

Jesus asked which of the 3 men was a neighbor to the hurt man.



Good Samaritan Story | True or False | copyright © prekinders.com

The man was traveling to Egypt to see the pyramids.




Good Samaritan Story | True or False | copyright © prekinders.com

Robbers attacked and beat the Good Samaritan.




Good Samaritan Story | True or False | copyright © prekinders.com

The priest helped the hurt man and took him to the hospital.



Good Samaritan Story | True or False | copyright © prekinders.com

The Samaritan man stopped to help a dog.



Good Samaritan Story | True or False | copyright © prekinders.com

The Samaritan man called 911 and told them the man on the road needed help.



This is what we should do when someone needs help!

Good Samaritan Story | True or False | copyright © prekinders.com

The Good Samaritan wanted to see Jesus so he climbed a tree for a better view.



Good Samaritan Story | True or False | copyright © prekinders.com