

# Old Woman in a Shoe

## Word Card Game



Print and cut apart the cards. Each child in the group should have a set to use. First, call out the words for each card and have the children hold up each card (this familiarizes them with the cards). To play the game, slowly recite the nursery rhyme (you may want to pause at the key words). Each time the children hear one of the key words, they should hold up that card. Repeat the game as many times as the children are interested. When we play this game in my classroom, I have my own set of cards to use along with the children to help cue them when to hold up a card. Then, after they have seen me model the game a few times, I let them do it on their own.

Please enjoy this FREE resource. By downloading this resource, you are agreeing to the terms listed below.



## COPYRIGHT INFO

Copyright © 2019 Karen Cox | PreKinders.com  
All rights reserved by author.  
Permission to copy for classroom use.

You may NOT sell this document in any form.

Uploading this document to school district websites, Facebook Groups, any online or electronic sharing services, or any website or app is illegal.

No derivative works. If you change anything in this packet, you may not sell or upload the derivative work as your own.

Read full terms of use here: <http://prekinders.com/terms-of-use>

Placing any part of this file online in any form is a violation of the Digital Millenium Copyright Act (DMCA).

**The unauthorized reproduction or distribution of a copyrighted work is illegal.**

## CONTACT INFO

Karen Cox

Email: [karen@prekinders.com](mailto:karen@prekinders.com)

Website: [www.prekinders.com](http://www.prekinders.com)

Feel free to contact me if you have any questions.

## GRAPHICS CREDITS



Fonts by Kimberly Geswein

## PRINTING HELP


Find Printing Tutorials here: <http://www.prekinders.com/printing-help/>

**Most issues can be resolved by updating Adobe Acrobat Reader on your computer.**

When you only want to print one page, go to that page, put your cursor on that page, click CTRL-P, and select "current page". If you want to print just certain pages, but not others, click CTRL-P and type in the page numbers you want.




**woman**




**shoe**




**children**



**broth**



**bread**



**bed**