



Letter Tile Mat  
Beginning Sounds




Letters:  
A, D, G  
K, L, O  
R, T, W

Letter Tile Mat  
Beginning Sounds




Letters:  
B, H, P  
S, U, Z  
E, I, N

Letter Tile Mat  
Beginning Sounds



Letters:  
C, F, J  
M, V, Q  
A, B, D

Letter Tile Mat  
Beginning Sounds




Letters:  
C, R, G  
K, T, M  
P, E, H

Letter Tile Mat  
Beginning Sounds



Letters:  
F, O, V  
W, I, J  
L, S, U

Letter Tile Mat  
Beginning Sounds



Letters:  
A, B, R  
L, D, W  
H, S, E

# PreKinders.com

## Copyright Info

Copyright © 2015 Karen Cox | PreKinders.com  
All rights reserved by author.  
Permission to copy for classroom use only.

The file may not be distributed or displayed digitally for public view without written permission of the author.  
This file cannot be uploaded to school district websites (or any other website) or any online or electronic sharing services.  
No derivative works. If you change anything in this packet, you may not sell or upload the derivative work as your own.

Placing any part of this file online in any form is a violation of the Digital Millenium Copyright Act (DCMA).

This file may not be sold by anyone for any reason.  
Read full terms of use here: <http://prekinders.com/terms-of-use>

## Contact Info

**Karen Cox**  
Email: [karen@prekinders.com](mailto:karen@prekinders.com) | Website: [www.prekinders.com](http://www.prekinders.com)

## Graphics Credits

**Graphics from:**  
[Little Red's Schoolhouse](#)

## Printing Instructions

Find Printing Tutorials here: <http://www.prekinders.com/printing-help/>  
When you only want to print one page, go to that page, put your cursor on that page, click CTRL-P, and select "current page". If you want to print just certain pages, but not others, click CTRL-P and type in the page numbers you want.

If you have difficulties, try updating Adobe Acrobat Reader on your computer.