

# Little Boy Blue Word Card Game



Print and cut apart the cards. Each child in the group should have a set to use. First, call out the words for each card and have the children hold up each card (this familiarizes them with the cards). To play the game, slowly recite the nursery rhyme (you may want to pause at the key words). Each time the children hear one of the key words, they should hold up that card. Repeat the game as many times as the children are interested. When we play this game in my classroom, I have my own set of cards to use along with the children to help cue them when to hold up a card. Then, after they have seen me model the game a few times, I let them do it on their own.

©PreKinders.com



Graphics by:  
KPMDoodles.com

Little Red's Schoolhouse:  
<http://www.teacherspayteachers.com/Store/LittleRed>  
ScrappinDoodles.com





**boy**




**horn**




**sheep**




**meadow**



**cow**



**corn**



**haystack**